Name:	*Streptomyces caelestis*
Authors:	De Boer et al. 1955
Status:	Approved Lists
Reference(s):	Int. J. Syst. Bacteriol. 30:374 (AL)
Risk group:	1 (German classification)
Type strain:	IMET 43502, ISP 5084, NRRL 2418, DSM 40084

Secondary metabolites from *Streptomyces caelestis*
Celesticetin, active against gram-positive bacteria and plant pathogens

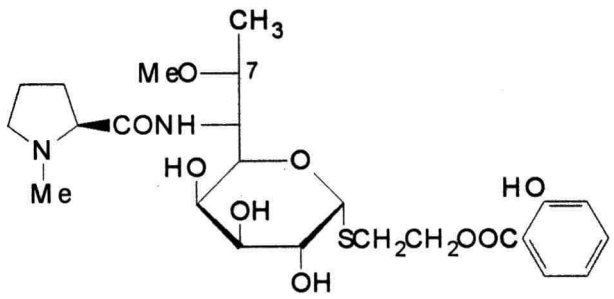

Genus: ***Streptomyces*** **FH 1361**
Species: ***caelestis***
Numbers in other collections: NRRL 2418

Morphology:

	G	R
ISP 2	good	colorless
	A	SP
	blue/green	none
	G	R
ISP 3	good	colourless
	A	SP
	blue/green	none
	G	R
ISP 4	good	colorless
	A	SP
	blue/grey	none
	G	R
ISP 5	good	colorless
	A	SP
	blue	none
	G	R
ISP 6	good	brownbeige
	A	SP
	none	brownbeige
	G	R
ISP 7	good	beige
	A	SP
	none	none

Spore chains: Sp
Spore surface: rugose
Sporangia:
Fragmentation:

Melanoid pigment: **- - + -**
NaCl resistance: 2,5 %
Lysozyme resistance:
pH: Value- Optimum-
Temperature : Value- Optimum- 30℃

Carbon utilization:

Glu	Ara	Suc	Xyl	Ino	Man	Fru	Rha	Raf	Cel
+	+	+	-	+	-	+	+	+	

Enzymes:

Gel	Cit	Ure	Arg	Onp	Trp	Lys	Odc	VP	Ind	H2S
+	+	-	-	+	+	-	-	-	-	+

Comments

Streptomyces caelestis
A and B – Agar plates medium 5006, 5265, 5315

Streptomyces caelestis
C and D – Microplate with ISP- and melanin media

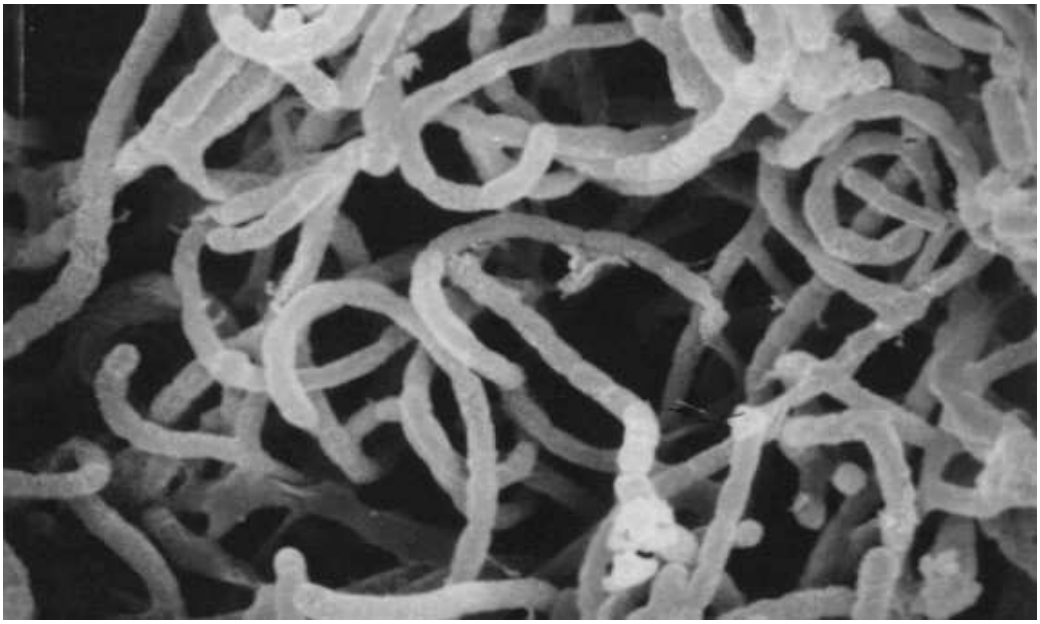

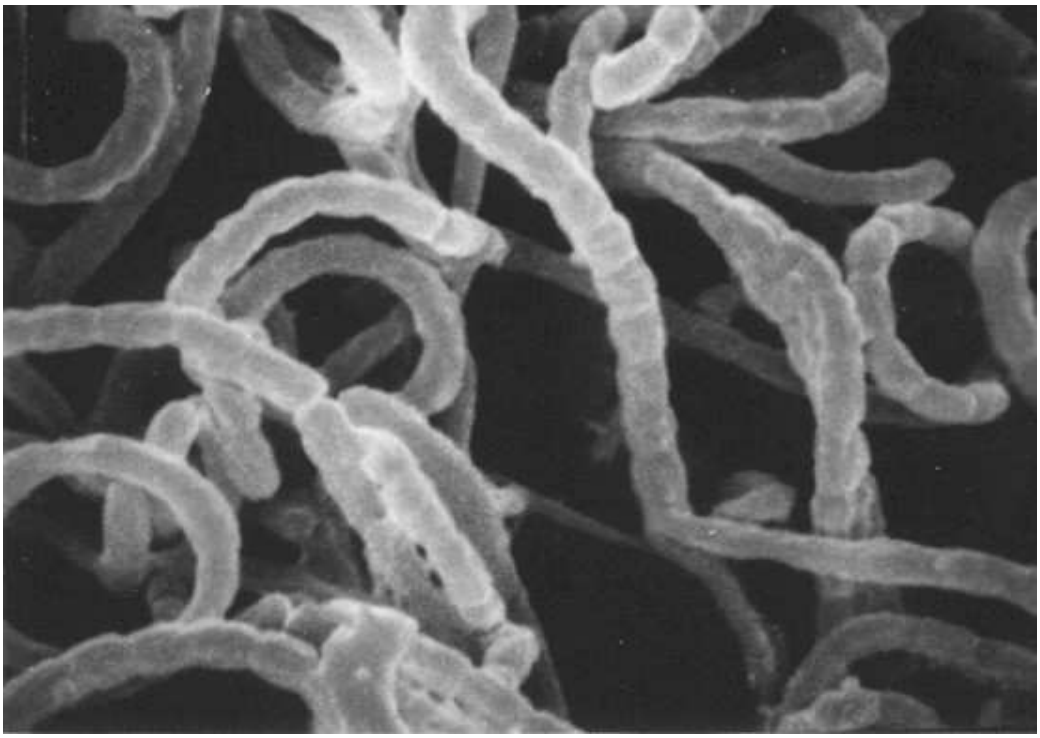

Streptomyces caelestis
Spore chains and spore surface in SEM
E x 5.000 F x 7.500