Name:	***Streptomyces violaceochromogenes***
Authors:	(Ryabova and Preobrazhenskaya 1957) Pridham 1970
Status:	Approved Lists
Reference(s):	Int. J. Syst. Bacteriol. 30:403 (AL)
Risk group:	1 (German classification)
Type strain:	ATCC 19932, DSM 40181

Secondary metabolites from *Streptomyces violaceochromogenes*
Cinerubin X, anthracycline antibiotic, active against *Bacillus subtilis*

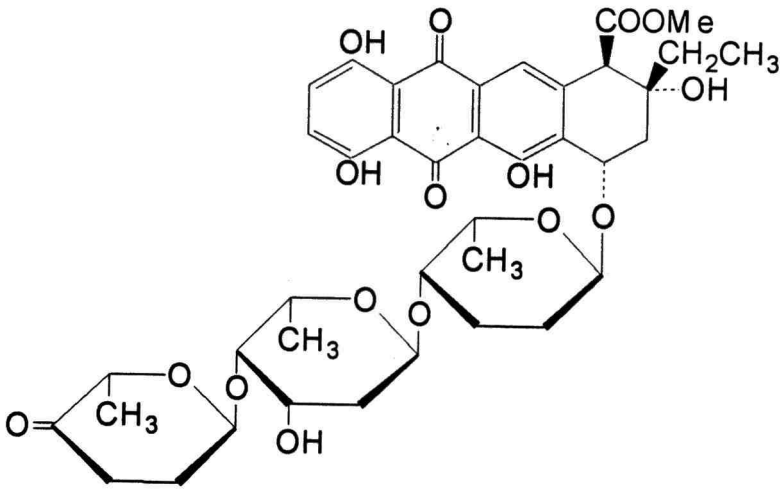

Copyright: PD Dr. Joachim M. Wink, HZI - Helmholtz-Zentrum für Infektionsforschung GmbH, Inhoffenstr. 7, 38124 Braunschweig, Germany, Mail: joachim.wink@helmholtz-hzi.de.

Genus: ***Streptomyces*** **FH 2054**
Species: ***violaceochromogenes***
Numbers in other collections: DSM 40181

Morphology:

	G	R
ISP 2	good	brown
	A	SP
	white	none
	G	R
ISP 3	good	yellow
	A	SP
	grey	none
	G	R
ISP 4	good	brown
	A	SP
	grey	none
	G	R
ISP 5	good	yellow
	A	SP
	grey	red
	G	R
ISP 6	good	yellow
	A	SP
	none	none
	G	R
ISP 7	good	brown
	A	SP
	grey	brown

Spore chains: RA Spore surface: smooth
Sporangia: Fragmentation:

Melanoid pigment: - + + -
NaCl resistance: 7,5 %
Lysozyme resistance:
pH: Value- Optimum-
Temperature : Value- Optimum- 28 ℃

Carbon utilization:

Glu	Ara	Suc	Xyl	Ino	Man	Fru	Rha	Raf	Cel
+	-	-	-	-	-	-	-	-	-

Enzymes:

Gel	Cit	Ure	Arg	Onp	Trp	Lys	Odc	VP	Ind	H2S
-	-	-	-	+	+	-	-	+	-	+

Comments: Spore chains are short hoocks or incoplete spirals

Copyright: PD Dr. Joachim M. Wink, HZI - Helmholtz-Zentrum für Infektionsforschung GmbH, Inhoffenstr. 7, 38124 Braunschweig, Germany, Mail: joachim.wink@helmholtz-hzi.de.

Streptomyces violaceochromogenes
A and B – Agar plates medium 5315, 5265, 5323 and 5317

Copyright: PD Dr. Joachim M. Wink, HZI - Helmholtz-Zentrum für Infektionsforschung GmbH, Inhoffenstr. 7, 38124 Braunschweig, Germany, Mail: joachim.wink@helmholtz-hzi.de.

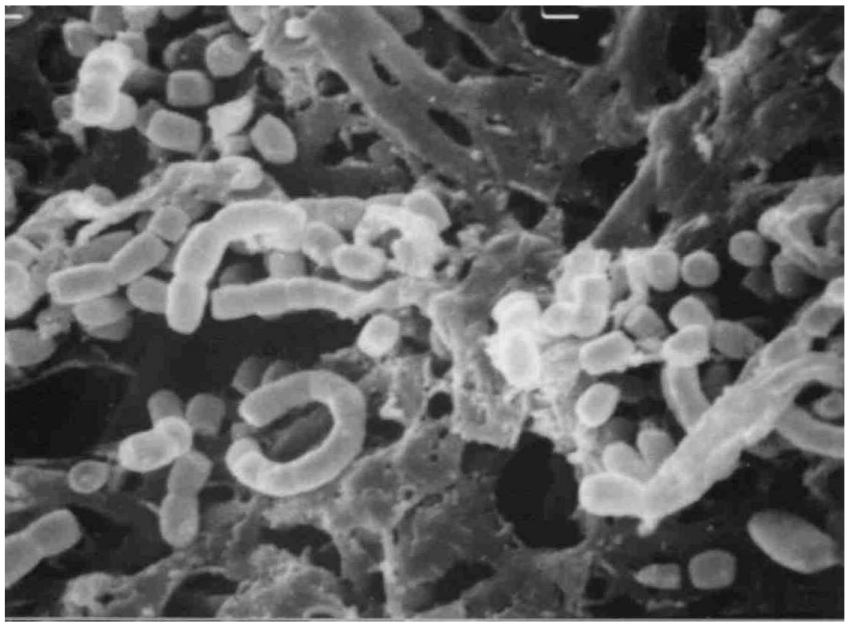

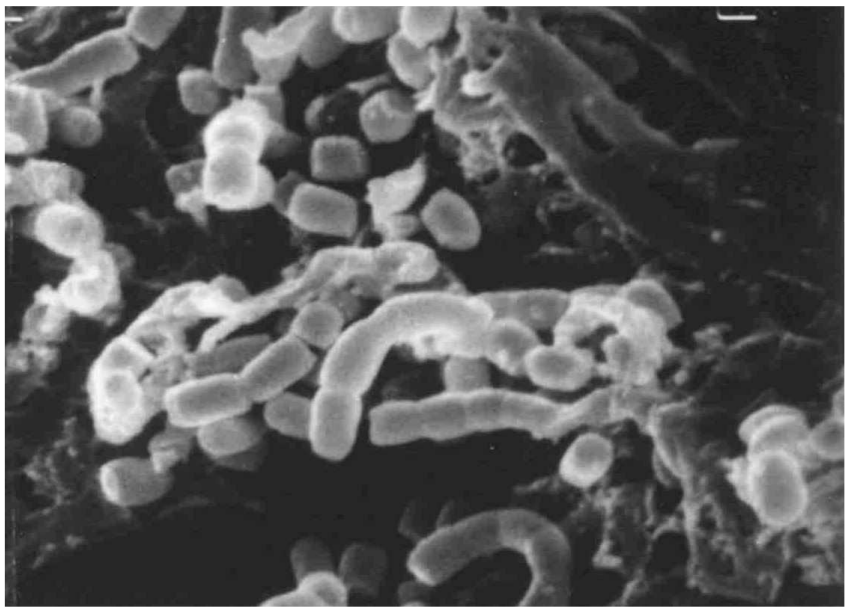

Streptomyces violaceochromogenes
Spore chain morphology and spore surface in SEM
C x 7.500 D x 10.000

Copyright: PD Dr. Joachim M. Wink, HZI - Helmholtz-Zentrum für Infektionsforschung GmbH, Inhoffenstr. 7, 38124 Braunschweig, Germany, Mail: joachim.wink@helmholtz-hzi.de.