

Name: ***Aeromicrobium panaciterrae***

Authors: Cui et al. 2007

Status: New Species

Reference: Int. J. Syst. Evol. Microbiol. 57:690

Risk group: 1 (German classification)

Type strain: CCUG 52476, DSM 17939, Gsoil 161, KCTC 19131

Author: Cui, Y.-S., Im, W.-T., Yin, C.-R., Lee, J.-S., Lee, K. C.,
Lee, S.-T.

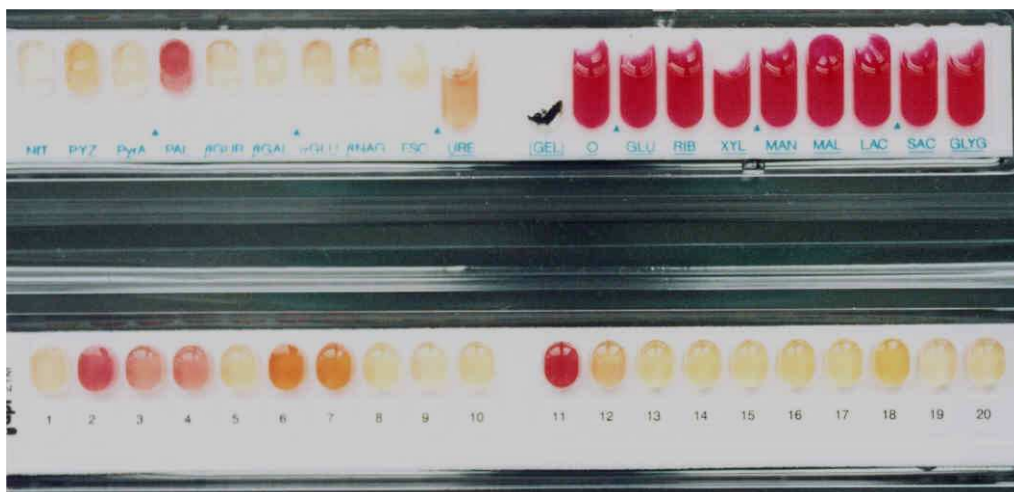
Title: *Aeromicrobium panaciterrae* sp. nov., isolated from soil of a
ginseng field in South Korea.

Journal: Int. J. Syst. Evol. Microbiol.

Volume: 57

Page: 687-691

Year: 2007



Api zym (upper) and coryne

Genus: *Aeromicrobium*

FH 6818

Copyright: PD Dr. Joachim M. Wink, HZI - Helmholtz-Zentrum für Infektionsforschung GmbH,
Inhoffenstr. 7, 38124 Braunschweig, Germany, Mail: joachim.wink@helmholtz-hzi.de.

Species: *panaciterrae*

Numbers in other collections: DSM 17939

Morphology:

| | | |
|--------------|------|-----------------|
| | G | R |
| <u>ISP 2</u> | good | daffodii yellow |
| | A | SP |
| | none | none |
| | G | R |
| <u>ISP 3</u> | good | daffodii yellow |
| | A | SP |
| | none | none |
| | G | R |
| <u>ISP 4</u> | good | daffodii yellow |
| | A | SP |
| | none | none |
| | G | R |
| <u>ISP 5</u> | good | daffodii yellow |
| | A | SP |
| | none | none |
| | G | R |
| <u>ISP 6</u> | good | daffodii yellow |
| | A | SP |
| | none | none |
| | G | R |
| <u>ISP 7</u> | good | daffodii yellow |
| | A | SP |
| | none | none |

Melanoid pigment: - - - -

NaCl resistance: %

Lysozyme resistance:

pH: Value-

Optimum-

Temperature : Value-

Optimum- 28 °C

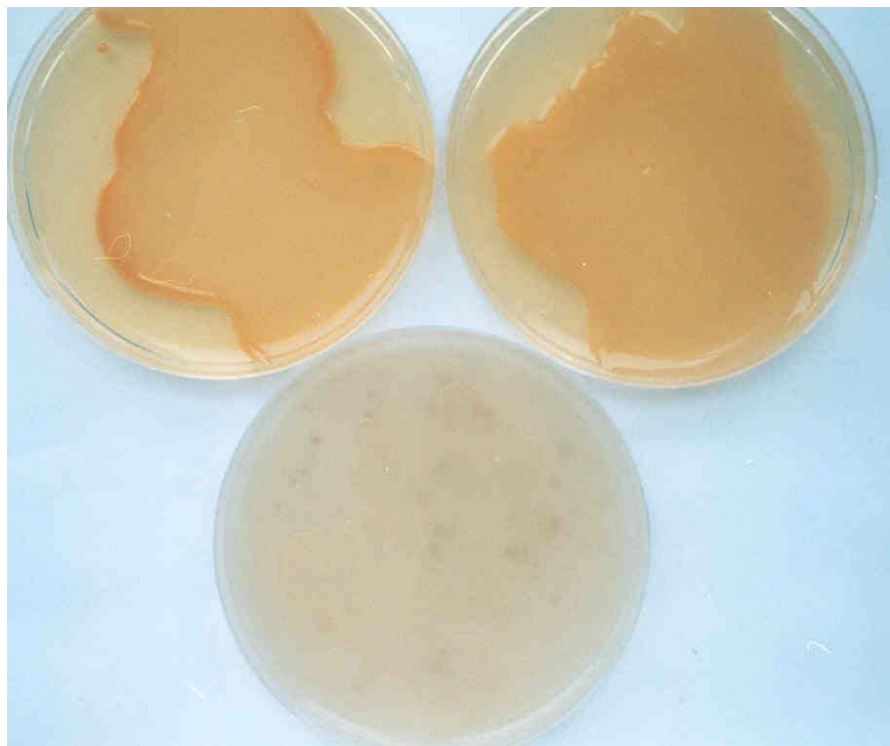
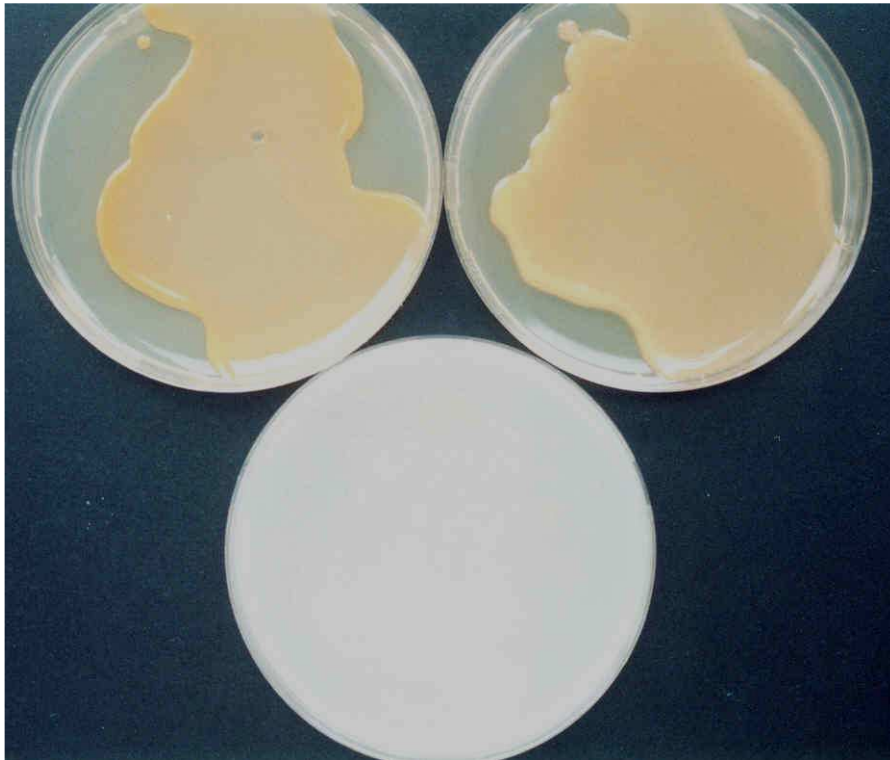
Carbon utilization:

| | | | | | | | | | |
|-----|-----|-----|-----|------|-----|-----|-----|-----|-----|
| Glu | Ara | Suc | Xyl | Ino | Man | Fru | Rha | Raf | Cel |
| | | | | n.d. | | | | | |

Enzymes:

| | | | | | | | | | | |
|-----|-----|-----|-----|------|------|------|------|-----|-----|-----|
| 2+ | 3+ | 4+ | 5- | 6+ | 7+ | 8- | 9- | 10- | 11+ | |
| 12- | 13- | 14- | 15- | 16- | 17- | 18- | 19- | 20- | | |
| Nit | Pyz | Pyr | Pal | βGur | βGal | αGlu | βNag | Esc | Ure | Gel |
| - | + | - | + | - | - | - | - | - | (+) | - |
| Glu | Rib | Xyl | Man | Mal | Lac | Sac | Glyg | | | |
| - | - | - | - | - | - | - | - | | | |

Comments: Good growth on medium 5006



Aeromicrobium panaciterrae

A and B – Agar plates media 5006, 5265 and 5315