Name: ***Streptosporangium vulgare***

Authors: Nonomura and Ohara 1960

Status: Approved Lists

Literature: Int. J. Syst. Bacteriol. 30:407 (AL)

Risk group: 1 (German classification)

Type strain: DSM 43802, IFO 13985, IMET 9013, KCC A-0028, NRRL B-2633, RIA 765

Fatty acid pattern:

14 : 0	Iso	7,0	17 : 1	cis9	5,0
15 : 0	Iso	1,0	17 : 0	10methyl	17,0
15 : 0		3,0	18 : 1	cis 9	3,0
16 : 0	Iso	28,0	18 : 0		3,0
16 : 1	cis 9	6,0			
16 : 0		8,0			
16 : 0	10methyl	8,0			

Secondary metabolites from *Streptosporangium vulgare*

Sporacuracin A, orthosomycin antibiotic, contains Curacin (ilustrated), active against gram-positive bacteria

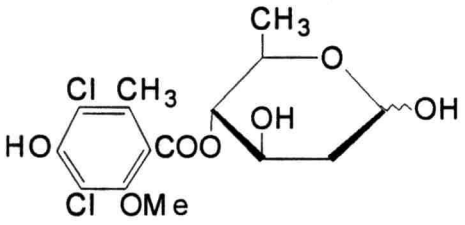

Structural fragment

Copyright: PD Dr. Joachim M. Wink, HZI - Helmholtz-Zentrum für Infektionsforschung GmbH, Inhoffenstr. 7, 38124 Braunschweig, Germany, Mail: joachim.wink@helmholtz-hzi.de.

Genus: Streptosporangium **FH 2168**
Species: vulgare
Numbers in other collections: ATCC 21906

Morphology:

	G	R
ISP 2	good	brown
	A	SP
	white	none
	G	R
ISP 3	good	dark red
	A	SP
	white	none
	G	R
ISP 4	good	yellow
	A	SP
	white	none
	G	R
ISP 5	good	orange
	A	SP
	none	none
	G	R
ISP 6	good	beige
	A	SP
	none	none
	G	R
ISP 7	good	dark red
	A	SP
	white	none

Spore chains: Spore surface: smooth
Sporangia: + Fragmentation:

Melanoid pigment: - - - -
NaCl resistance: 2,5 %
Lysozyme resistance: -
pH: Value- Optimum-
Temperature : Value- Optimum- 30 ℃

Carbon utilization:

Glu	Ara	Suc	Xyl	Ino	Man	Fru	Rha	Raf	Cel
+	+	+	-	-	-	+	+	-	-

Enzymes:

Gel	Cit	Ure	Arg	Onp	Trp	Lys	Odc	VP	Ind	H2S
+	-	-	-	-	-	-	-	-	-	-

2+ 3- 4+ 5- 6+ 7+ 8- 9+ 10+ 11+ 12+ 13- 14+ 15- 16+ 17+ 18- 19+ 20+

Copyright: PD Dr. Joachim M. Wink, HZI - Helmholtz-Zentrum für Infektionsforschung GmbH, Inhoffenstr. 7, 38124 Braunschweig, Germany, Mail: joachim.wink@helmholtz-hzi.de.

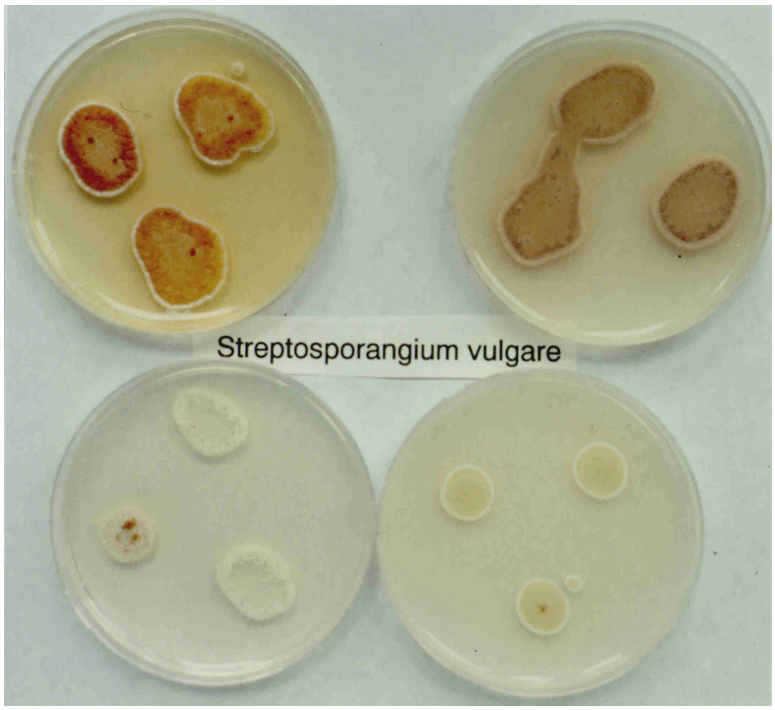

Streptosporangium vulgare
A and B – Agar plates medium 5265, 5315, 5317 and 5323

Copyright: PD Dr. Joachim M. Wink, HZI - Helmholtz-Zentrum für Infektionsforschung GmbH,
Inhoffenstr. 7, 38124 Braunschweig, Germany, Mail: joachim.wink@helmholtz-hzi.de.



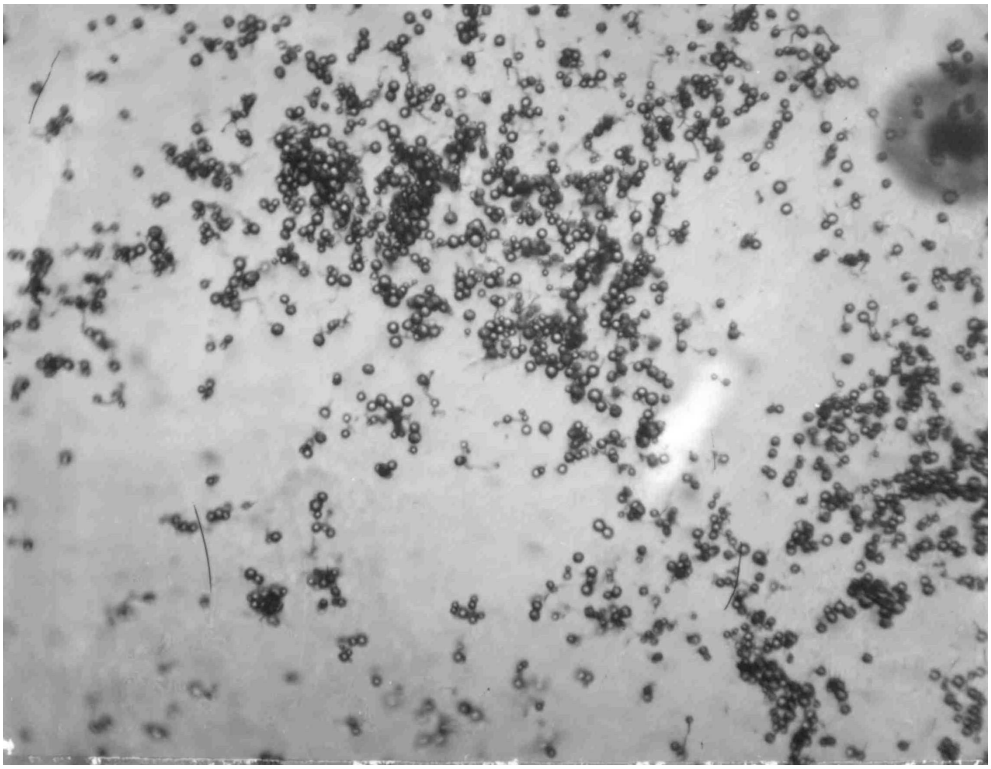

Streptosporangium vulgare
C – Colony detail on medium 5294
D – Sporangia in LM (x 250)

Copyright: PD Dr. Joachim M. Wink, HZI - Helmholtz-Zentrum für Infektionsforschung GmbH,
Inhoffenstr. 7, 38124 Braunschweig, Germany, Mail: joachim.wink@helmholtz-hzi.de.

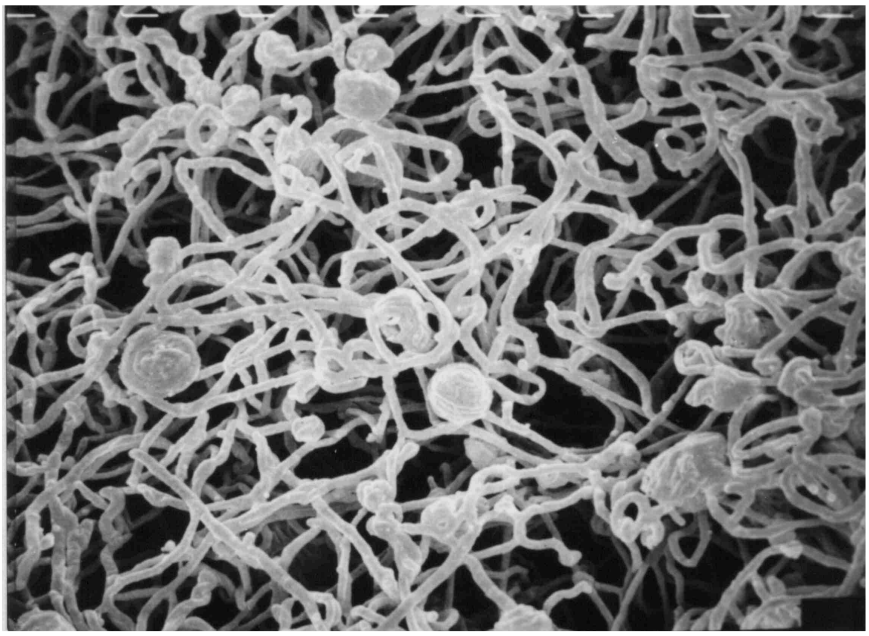

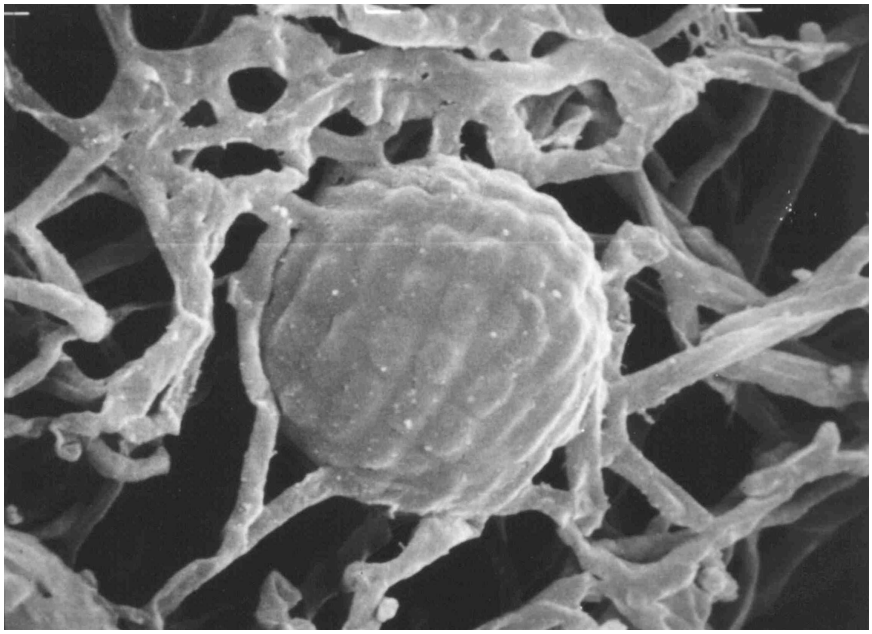

Streptosporangium vulgare
Sporangia in SEM
E x 1.500 F x 3.500

Copyright: PD Dr. Joachim M. Wink, HZI - Helmholtz-Zentrum für Infektionsforschung GmbH,
Inhoffenstr. 7, 38124 Braunschweig, Germany, Mail: joachim.wink@helmholtz-hzi.de.